

Guidelines for attending the shareholders meeting via electronic media and the method of appointing a proxy and E-AGM System User Guide

The Company has appointed OJ International Co., Ltd. (“OJ”) as the service provider for the Electronic Annual General Meeting (“E-AGM”) control system. This system has been certified in accordance with the Information Security Standards for Meeting Control Systems by the Electronic Transactions Development Agency (ETDA). The system is compatible with all devices, including computers, laptops, tablets, and smartphones. The guidelines for attending the E-AGM and the appointment of proxies are as follows:

Shareholders who wish to attend the Shareholders’ Meeting via electronic media (E-AGM) may express their intention to attend through two methods as follows:

1. In the case of submitting the E-AGM Registration Form along with the required supporting documents through the channels designated by the Company.

1.1 Fill out the E-AGM Registration Form (Enclosure 9) by clearly specifying your Email and Mobile Phone Number, and attach the following supporting evidence to verify your right to attend the E-AGM:

1. Self-attending

(1.1) Natural person: A copy of official document issued by government authorities e.g. identification card, government officer identification card, driving license or passport, including the evidence of name or last name's change (if any) (“official document”)

(1.2) Juristic person:

(1.2.1) A copy of the shareholder's Affidavit (not older than one year) certified true copy by the shareholder representative (Authorized Director) who attends the meeting showing that the shareholder representative (Authorized Director attending the meeting) has the authority to act on behalf of the juristic person shareholder.

(1.2.2) A copy of official document of the shareholder representative (Authorized Director)

2. Proxy

(2.1) Granting proxy to natural person

(2.1.1) Proxy form, completely filled in and signed by the shareholder and the proxy holder.

(2.1.2) A copy of official document which is certified true by the shareholder.

(2.1.3) A copy of official document which is certified true by the proxy holder.

(2.2) Granting proxy to a juristic person

(2.2.1) Proxy form, completely filled in and signed by the authorized person of the juristic person shareholder and the proxy holder.

(2.2.2) A copy of the shareholder's Affidavit (not older than one year) certified true by the authorized person of the juristic person shareholder and a Power of Attorney (if any) showing that the person who signs proxy form has the authority to act on behalf of the juristic person shareholder.

(2.2.3) A copy of official document of the authorized person, which is certified true by authorized person.

(2.2.4) A copy of official document, which is certified true by the proxy holder

(2.3) Granting proxy to the Company's Independent Director

(2.3.1) Proxy form which is marked in front of only one of the name of Independent Directors to be your proxy holder, completely filled in and signed by the shareholder.

(2.3.2) In case the shareholder is a natural person, documents as specified in clauses (2.1.2) and (2.1.3)

(2.3.3) In case the shareholder is a juristic person, documents as specified in clauses (2.2.2), (2.2.3) and (2.2.4).

The Company's Independent Director proposed to be the proxy holder in the proxy form are:

- **Mr. Marote Vananan** Independent Director and Chairman of the Audit Committee or
- **Mr. Khachit Chatchavanit** Independent Director and Audit Committee Member

Remark: The above Independent Director do not have any special interests that are different from other directors in all agendas proposed in the 2026 Annual General Meeting of Shareholders.

3. **For Foreign Investor appointing the Custodian in Thailand**

- (3.1) Proxy Form C. which (can be downloaded from the Company website <https://primo.co.th/>) and completely filled in and signed by the shareholder and the proxy holder.
 (3.2) Documents as specified in clause (1.2) and (2.2).
 (3.3) Power of Attorney by foreign investor authorizing Custodian to sign the proxy form on his or her behalf.
 (3.4) Letter certifying that the person signing the proxy form is authorized to operate custodian business.

In case the original documents are not in English, the English translation shall be prepared and certified true and correct translation by the shareholder or the authorized person of juristic person shareholder

1.2 Please submit the E-AGM Registration Form and the aforementioned supporting evidence to the Company by 27 April 2026, through the following channels:

- Email: darun.kh@origin.co.th or pricomsec@primo.co.th
- Post : Submit the original documents to: Company Secretary Office
Primo Service Solutions Public Company Limited
Bhiraj Tower at BITEC, 20th Floor, No. 4345 Sukhumvit Road,
Bang Na Sub-district, Bang Na District, Bangkok 10260

2. **In the case of self-registration and submission of identification documents via the E-Request system through a web browser or by scanning the QR Code**

2.1 Shareholders or proxies may register their intention to attend the E-AGM by submitting identification documents to verify their eligibility via the E-Request system through a Web Browser <https://pri.thekoble.com/agm/emeeting/index/1> Or scan the QR Code to log in to the system.

2.2 Once logged into the system, please fill in the required information and attach the identity verification documents as follows

2.2.1 Self-attending

- (2.2.1.1) Natural person, documents as specified in clauses (1.1)
 (2.2.1.2) Juristic person, documents as specified in clauses (1.2.1) and (1.2.2)

2.2.2 Proxy

- (2.2.2.1) Granting proxy to natural person, documents as specified in clauses (2.1.1), (2.1.2) and (2.1.3)
 (2.2.2.2) Granting proxy to juristic person, documents as specified in clauses (2.2.1), (2.2.2), (2.2.3) and (2.2.4)

2.2.3 Granting proxy to the Company's Independent Director, documents as specified in clause (2.3.1) and

- (2.2.3.1) Natural person, documents as specified in clauses (2.1.2) and (2.1.3)
 (2.2.3.2) Juristic person, documents as specified in clauses (2.2.2), (2.2.3) and (2.2.4)

*Register your intention to
attend the E-AGM*



3. Upon verifying the accuracy and completeness of your documents to confirm your meeting eligibility, you will receive an email containing the E-AGM system login link, Username, and Password, along with a User Manual from OJ at least 3 business days prior to the meeting date. Please keep your Username and Password confidential and do not disclose them to others. In the event that your Username and Password are lost, or if you have not received the aforementioned information by 24 April 2026, please contact the Company immediately

In this regard, you may study the E-AGM User Manual in detail in advance by scanning the QR Code or through https://linktr.ee/OJ_AGM

User Manual E-AGM



4. In the case that the submitted documents are incomplete or incorrect, you will receive an email notification to resubmit the documents to the Company, or to log in to the system to submit revised or additional documents (as the case may be).
5. In the event that you have successfully completed the identity verification process and have inquiries regarding the E-Meeting attendance procedures or the electronic voting process, please contact OJ staff at the telephone numbers specified in the email containing the User Manual.
6. The system for expressing the intention to attend the meeting will be open from 16 April 2026, or until the meeting has adjourned. (Please note that the system will be closed on Saturdays, Sundays, and public holidays).



The appointment of a proxy can be conducted as follows:

1. The general shareholder may choose to use either Proxy Form A or Proxy Form B. Only one type of Proxy Forms shall be chosen. The Company recommends to use Proxy Form B and specify the voting for each Agenda Item.
2. The shareholder who is of a foreign investor and has appointed a Custodian in Thailand as a share depository and keeper shall use Proxy Form C.
3. The shareholder shall appoint only one proxy to attend and vote at the meeting. The shareholders may not split the shares to more than one proxies in order to split the votes.
4. If the shareholder chooses to appoint the independent director of the Company to be the proxy, the Company recommends to use Proxy Form B and specify the voting for each Agenda Item, and deliver the Proxy Form with its supporting documents by **27 April 2026** via the following channels:
 - Email: darun.kh@origin.co.th or pricomsec@primo.co.th
 - Post: Submit the original documents to: Company Secretary Office
Primo Service Solutions Public Company Limited
Bhiraj Tower at BITEC, 20th Floor, No. 4345 Sukhumvit Road,
Bang Na Sub-district, Bang Na District, Bangkok 10260
5. The Proxy Form must correctly and clearly be completed, signed by the shareholder (grantor) and the proxy, and affixed with THB 20 stamp duty, crossed and specifying the date such proxy is made.

Logging into the E-AGM System

1. You may access the E-AGM Registration System via computer, laptop, tablet, or smartphone using a web browser such as Google Chrome, Microsoft Edge, or Safari in their latest updated versions, without the need to install any additional software.
2. On the date of the 2026 Annual General Meeting of Shareholders, Tuesday, 28 April 2026, shareholders and proxies may attend the E-AGM via the provided link using the Username and Password received from OJ. The Company will open the E-AGM registration system starting from 12.00 hrs. (2 hours prior to the meeting), and the live broadcast of the shareholders' meeting will commence from 14.00 hrs. onwards
3. To attend the meeting and cast your vote via electronic media, you may use a computer or laptop through a web browser. For those attending via tablet or smartphone, the Zoom Application is required. A stable internet connection, such as 4G or home broadband, is recommended for participation.

Remarks: You may install the Zoom Meeting application prior to attending the meeting. Please download it via the QR codes or links provided below.

iOS	Android
	
https://apps.apple.com/th/app/zoom-cloud-meetings/id546505307	https://play.google.com/store/apps/details?id=us.zoom.videomeetings

4. In the event that shareholders encounter technical difficulties while accessing or using the E-AGM system, either prior to or during the meeting, please contact OJ staff at the telephone numbers specified in the email containing the User Manual sent to you.

Channels for shareholders to submit suggestions or inquiries related to the Company and the E-AGM agenda items.

1. During the E-AGM, attending shareholders may submit suggestions or inquiries through the E-AGM meeting system.
2. Shareholders may submit suggestions or inquiries to the Company in advance of the meeting date through the following channels:
 - Email: darun.kh@origin.co.th or pricomsec@primo.co.th
 - Post: Submit the original documents to: Company Secretary Office
Primo Service Solutions Public Company Limited
Bhiraj Tower at BITEC, 20th Floor, No. 4345 Sukhumvit Road,
Bang Na Sub-district, Bang Na District, Bangkok 10260

Registration Manual for Attending the E-AGM

You may access the E-AGM Registration System via computer, laptop, tablet, or smartphone using a web browser such as Google Chrome, Microsoft Edge, or Safari in their latest updated versions, without the need to install any additional software.

Registration Procedures for Attending the E-AGM

1. Log in via <https://pri.thekoble.com/agm/emeeting/index/1> or scan the QR Code.



The system will then display the following screen:

2. Select your registration type from the following 5 options: (1) For shareholders attending the meeting in person (Self-Attending), (2) For shareholders attending the meeting in person (Self-Attending) and bringing the proxy, (3) For shareholders granting a proxy to an independent director, (4) A Person granted a proxy from a shareholder (1 person) and (5) A Person granted a proxy from shareholders (more than 1 person).
3. In the case of selecting **“For shareholders attending the meeting in person (Self-Attending)”**
 - 3.1 Enter the following information: (1) Shareholder Registration Number, and (2) National ID Card Number, or Juristic Person Registration Number, or Passport Number. (Note: If you do not know your Shareholder Registration Number, please contact the Securities Registrar directly.)
 - 3.2 After completing the information in item 3.1, click to check the consent box regarding personal data and click "Confirm".

- 3.3 Once the information provided is correct, the system will display the shareholder’s name and the total number of shares/units held. Please verify the accuracy of the name and shareholding amount. If the information is correct, please provide additional details, including your full name (in English), an email address to receive the meeting link, and your mobile phone number. Then, click "Next".

3.4 Upload the supporting documents for identification, then click "Next".

The screenshot shows a web form titled "E-AGM Request: ระบบแสดงความประสงค์เข้าร่วมประชุมผู้ถือหุ้นและลงคะแนนผ่านสื่ออิเล็กทรอนิกส์". The form header includes the company name "บริษัท เอ็มซีซี จำกัด (มหาชน)", the meeting purpose "การประชุมสามัญผู้ถือหุ้นประจำปี 25XX", and the date "วันอังคารที่ 1 มกราคม 25XX เวลา 14.00 น.". The form displays the shareholder's name "ผู้ถือหุ้น (Shareholder)" and the number of shares "จำนวน (No of shares)" as 5,000 shares. Below this, there is a section titled "กรุณามแนบเอกสารประกอบยืนยันตัวตน (Please attach document to verify your identity)". It contains two upload fields: "1. สำเนาบัตรประชาชน / passport / สำเนาบัตรการถือ (Copy of identification card/Passport)" and "เอกสารประกอบอื่นๆ (Other support document) (in Company certification)". Each field has a "Choose file" button and a "Browse" button. At the bottom, there are two buttons: "ย้อนกลับ (Back)" and "ถัดไป (Next)".

3.5 Once you have completed the information and submitted the registration request, the screen below will display the message: “Information has been successfully received.” Please re-verify the shareholder’s name and the number of shares. If the details are correct, click "Close" to complete the registration process.

The screenshot shows a confirmation message box titled "E-AGM Request: ระบบแสดงความประสงค์เข้าร่วมประชุมผู้ถือหุ้นและลงคะแนนผ่านสื่ออิเล็กทรอนิกส์". The header is identical to the previous form. The main message reads: "ระบบได้รับข้อมูลเรียบร้อยแล้ว (Your request has been received) สำหรับผู้ถือหุ้น (for shareholder) นายวันเสาร์ อู่รุ่งเย็น จำนวนหุ้น 5,000 หุ้น (No. of shares 5,000 shares)". Below this, it says "บริษัทได้รับข้อมูลของท่านแล้ว ท่านสามารถปิดหน้าต่างนี้ (We have already received your request. You can close this window)".

4. In the case of selecting “For shareholders attending the meeting in person (Self-Attending) and bringing the proxy”

4.1 Enter the following information: (1) Shareholder Registration Number, and (2) National ID Card Number, or Juristic Person Registration Number, or Passport Number. (Note: If you do not know your Shareholder Registration Number, please contact the Securities Registrar directly.)

4.2 After completing the information in item 4.1, click to check the consent box regarding personal data and click "Confirm".

4.3 Once the information provided is correct, the system will display the shareholder’s name and the total number of shares/units held. Please verify the accuracy of the name and shareholding amount. If the information is correct, please provide additional details, including your full name (in English), an email address to receive the meeting link, and your mobile phone number. Then, click "Next".

4.4 Upload the supporting documents for identification, then click "Next".

This is a duplicate of the screenshot in section 3.4, showing the "E-AGM Request" form with fields for document upload and navigation buttons.

- 4.5 Add proxy information by entering the Proxy Grantor’s: (1) Shareholder Registration Number, and (2) National ID Card Number, or Juristic Person Registration Number, or Passport Number. Then, click "Add Proxy Grantor".

- 4.6 Once the information provided is correct, the system will display the Proxy Grantor’s name and the total number of shares/units for verification. In the event that there is more than one Proxy Grantor, you may add additional grantors by entering their Shareholder Registration Number and National ID Card Number, Juristic Person Registration Number, or Passport Number.

Once you have verified the accuracy of the Proxy Grantor’s name and the number of shares, please click 'Next'."

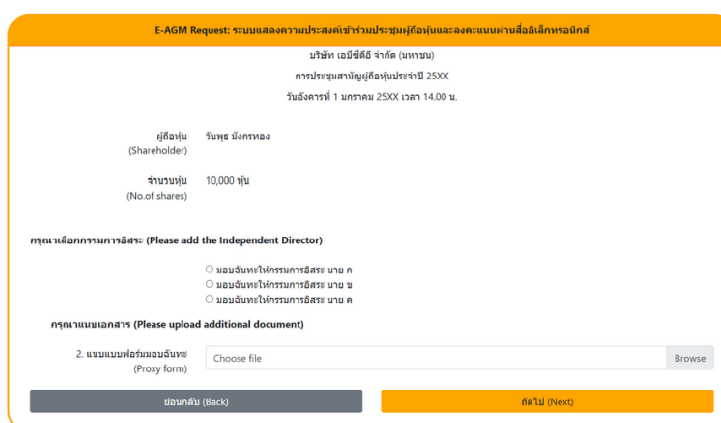
- 4.7 Upload the supporting documents for identification, then click "Next".

- 4.8 Once you have completed the information and submitted the registration request, the screen below will display the message: “Information has been successfully received”, please re-verify the names and shareholding amounts of both the shareholder (grantor) and the proxy holder. If the information is correct, click 'Close' to complete the registration process.



5. In the case of selecting “For shareholders granting a proxy to an independent director”

- 5.1 Enter the following information: (1) Shareholder Registration Number, and (2) National ID Card Number, or Juristic Person Registration Number, or Passport Number. (Note: If you do not know your Shareholder Registration Number, please contact the Securities Registrar directly.)
- 5.2 After completing the information in item 5.1, click to check the consent box regarding personal data and click "Confirm".
- 5.3 Once the information provided is correct, the system will display the shareholder’s name and the total number of shares/units held. Please verify the accuracy of the name and shareholding amount. If the information is correct, please provide additional details, including your full name (in English), an email address to receive the meeting link, and your mobile phone number. Then, click "Next".
- 5.4 Upload the supporting documents for identification, then click "Next".
- 5.5 Click to select the Independent Director you wish to appoint as your proxy, and upload the completed Proxy Form. Then, click 'Next'."



- 5.6 Once you have completed the information and submitted the registration request, the screen below will display the message: “Information has been successfully received”, please re-verify the names and shareholding amounts of both the shareholder (grantor) and the proxy holder. If the information is correct, click 'Close' to complete the registration process.

6. In the case of selecting “A Person granted a proxy from a shareholder (1 person)”. This case applies to shareholders who appoint a proxy to attend the meeting and cast votes on their behalf.

6.1 Enter the Proxy Holder’s information and upload the supporting documents as follows:

Information required:

- (1) Full Name of the Proxy Holder (in both Thai and English)
- (2) Mobile phone number of the Proxy Holder
- (3) National ID Card Number or Passport Number of the Proxy Holder
- (4) Email address to receive the meeting link

Documents to be uploaded:

- (1) A copy of the Proxy Holder’s identification document
- (2) A completed and signed Proxy Form

Then, click "Next".

The screenshot shows a web form titled "E-AGM Request" for PT Siam Cement Public Company Limited. The meeting details are: "บริษัท เซมซีเมนต์ จำกัด (มหาชน) การประชุมสามัญผู้ถือหุ้นประจำปี 25XX" on "วันอังคารที่ 1 มกราคม 25XX เวลา 14.00 น.". The section is "ข้อมูลผู้รับมอบอำนาจ (Proxy's Information)". It includes fields for:

- ชื่อ-นามสกุล (ภาษาไทย) / First name - Last name (Thai)
- ชื่อ-นามสกุล(ภาษาอังกฤษ) / First name - Last name (English)
- เบอร์มือถือของผู้รับมอบอำนาจ (Mobile phone number)
- เลขที่บัตรประชาชนของผู้รับมอบอำนาจ (National ID Card Number)
- Email
- Reconfirm Email

 Below these are two upload sections:

- สำเนาบัตรประชาชน / passport / บัตรราชการออกให้ (Copy of identification card/Passport)
- แบบมอบอำนาจผู้รับมอบอำนาจ (Proxy form)

 At the bottom are "ย้อนกลับ (Back)" and "ถัดไป (Next)" buttons.

6.2 Add proxy information by entering the Proxy Grantor’s: (1) Shareholder Registration Number, and (2) National ID Card Number, or Juristic Person Registration Number, or Passport Number. Then, click "Add Proxy Grantor". (Note: If you do not know your Shareholder Registration Number, please contact the Securities Registrar directly.)

The screenshot shows the same "E-AGM Request" form, but the section is "เพิ่มข้อมูลผู้มอบอำนาจ (Add Proxy Grantor)". It includes fields for:

- เลขที่บัญชีผู้ถือหุ้น (Shareholder Account Number)
- เลขที่บัตรประชาชน (Identification Number/Passport Number)

 Below these fields is a button labeled "เพิ่มผู้มอบอำนาจ (Add Proxy Grantor)". At the bottom are "ย้อนกลับ (Back)" and "ถัดไป (Next)" buttons.

6.3 Once the information provided is correct, the system will display the shareholder’s name and the total number of shares/units held. Please verify the accuracy of the name and shareholding amount. If the information is correct, then, click "Next".

The screenshot shows the 'E-AGM Request' form for a shareholder. At the top, it displays the company name 'บริษัท เอนเนอร์ยี่ จำกัด (มหาชน)', the meeting title 'การประชุมสามัญผู้ถือหุ้นประจำปี 25XX', and the date 'วันอังคารที่ 1 มกราคม 25XX เวลา 14.00 น.'. Below this, there are two input fields for identification: 'เลขที่บัญชีผู้ถือหุ้น (Shareholder Account Number)' and 'เลขที่บัตรประชาชน (Identification Number/Passport Number)'. A section titled 'รายชื่อผู้ถือหุ้น:' shows 'น.ส. ธิษาน โสภณ' with '19,600 หุ้น' and a 'ยกเลิก' button. At the bottom, there are 'ย้อนกลับ (Back)' and 'ถัดไป (Next)' buttons.

6.4 Upload the supporting documents for identification, then click "Next".

This screenshot shows the document upload section of the 'E-AGM Request' form. It includes the same header information as the previous screenshot. A section titled 'กรุณาระแนเอกสารประกอบเพื่อยืนยันตัวตน (Please attach document to verify your identity)' contains a table with two rows for document uploads. The first row is for 'สำเนาบัตรประชาชน / passport / บัตรประชาชนนอกใบ (Copy of identification card/Passport)' and the second is for 'เอกสารประกอบอื่นๆ (Other support document)'. Each row has a 'Choose file' button and a 'Browse' button. At the bottom, there are 'ย้อนกลับ (Back)' and 'ถัดไป' buttons.

6.5 Once you have completed the information and submitted the registration request, the screen below will display the message: “Information has been successfully received.” Please re-verify the shareholder’s name and the number of shares. If the details are correct, click "Close" to complete the registration process.

7. In the case of selecting “**A Person granted a proxy from shareholders (more than 1 person)**. This case applies to a proxy holder who has been appointed by multiple shareholders (more than one) to attend the meeting and cast votes on their behalf.

7.1 Enter the Proxy Holder’s information and upload the supporting documents as follows:

Information required:

- (1) Full Name of the Proxy Holder (in both Thai and English)
- (2) Mobile phone number of the Proxy Holder
- (3) National ID Card Number or Passport Number of the Proxy Holder
- (4) Email address to receive the meeting link

Documents to be uploaded:

- (1) A copy of the Proxy Holder’s identification document
- (2) A completed and signed Proxy Form

Then, click "Next".

E-AGM Request: ระบบแสดงการประสงค์เข้าร่วมประชุมผู้ถือหุ้นและลงคะแนนผ่านอิเล็กทรอนิกส์

บริษัท เอนิซีดี จำกัด (มหาชน)
การประชุมสามัญผู้ถือหุ้นประจำปี 25XX
วันอังคารที่ 1 มกราคม 25XX เวลา 14.00 น.

ข้อมูลผู้รับมอบอำนาจ (Proxy's Information)

ชื่อ-นามสกุล (ภาษาไทย)
First name - Last name (Thai)

ชื่อ-นามสกุล(ภาษาอังกฤษ)
First name - Last name (English)

เบอร์มือถือของผู้รับมอบอำนาจ
xxx-xxx-xxxx

เลขที่บัตรประชาชนของผู้รับมอบอำนาจ

Email

Reconfirm Email

กรุณาแนบเอกสารของผู้รับมอบอำนาจ: (Please attach proxy document E.G. copy of ID card to verify your identity)

1. สำเนาบัตรประชาชน / passport / บัตรที่ราชการออกให้ (Copy of identification card/Passport)

2. นามเนตผู้รับมอบอำนาจ (Proxy form)

ย้อนกลับ (Back) ต่อไป (Next)

7.2 Add proxy information by entering the Proxy Grantor's: (1) Shareholder Registration Number, and (2) National ID Card Number, or Juristic Person Registration Number, or Passport Number. Then, click "Add Proxy Grantor". (Note: If you do not know your Shareholder Registration Number, please contact the Securities Registrar directly.)

E-AGM Request: ระบบแสดงการประสงค์เข้าร่วมประชุมผู้ถือหุ้นและลงคะแนนผ่านอิเล็กทรอนิกส์

บริษัท เอนิซีดี จำกัด (มหาชน)
การประชุมสามัญผู้ถือหุ้นประจำปี 25XX
วันอังคารที่ 1 มกราคม 25XX เวลา 14.00 น.

เพิ่มข้อมูลผู้มอบอำนาจ

เลขที่บัญชีผู้ถือหุ้น (Shareholder Account Number)

เลขที่มีตราประชาชน (Identification Number/Passport Number)

เพิ่มผู้มอบอำนาจ

รายชื่อผู้มอบอำนาจ

ย้อนกลับ (Back) ต่อไป (Next)

7.3 Once the information provided is correct, the system will display the shareholder's name and the total number of shares/units held. In the event that there is more than one proxy grantor, you can add additional grantors by entering their Shareholder Registration Number and National ID Card Number or Passport Number. Please verify the accuracy of Proxy Grantor's name and the number of shares held. If the information is correct, then, click "Next".

E-AGM Request: ระบบแสดงการประสงค์เข้าร่วมประชุมผู้ถือหุ้นและลงคะแนนผ่านอิเล็กทรอนิกส์

บริษัท เอนิซีดี จำกัด (มหาชน)
การประชุมสามัญผู้ถือหุ้นประจำปี 25XX
วันอังคารที่ 1 มกราคม 25XX เวลา 14.00 น.

เพิ่มข้อมูลผู้มอบอำนาจ

เลขที่บัญชีผู้ถือหุ้น (Shareholder Account Number)

เลขที่มีตราประชาชน (Identification Number/Passport Number)

รายชื่อผู้มอบอำนาจ

น.ส. นิมาชน โสสงัด 19,600 หุ้น แก้ไข

ย้อนกลับ (Back) ต่อไป (Next)

- 7.4 Upload the supporting documents for identification, then click "Next".
- 7.5 Once you have completed the information and submitted the registration request, the screen below will display the message: "Information has been successfully received." Please re-verify the shareholder's name and the number of shares. If the details are correct, click "Close" to complete the registration process.

E-AGM Request: ระบบแสดงการประสงค์เข้าร่วมประชุมผู้ถือหุ้นและลงคะแนนผ่านสื่ออิเล็กทรอนิกส์

บริษัท เอ็มซีดี จำกัด (มหาชน)
การประชุมสามัญผู้ถือหุ้นประจำปี 25XX
วันอังคารที่ 1 มกราคม 25XX เวลา 14.00 น.

ระบบได้รับข้อมูลเรียบร้อยแล้ว
(Your request has been received)
สำหรับผู้ถือหุ้น
(for shareholder)
บริษัท ทุ่งเศรษฐี จำกัด
จำนวนหุ้น 100,000 หุ้น
(No. of shares 100,000 shares)
น.ส.มีสุข คำขานแก
จำนวนหุ้น 1,000 หุ้น
(No. of shares 1,000 shares)
น.ส.วันศุกร์ คำขานแก
จำนวนหุ้น 1,000 หุ้น
(No. of shares 1,000 shares)

บริษัทได้รับข้อมูลของท่านแล้ว ท่านสามารถปิดหน้าต่างนี้
(We have already received your request. You can close this window)